
Platform Governance & Expansion

An advanced overview of Bildstak's custom SQL editors, autonomous analyst engine, strict role permissions, and full transparency tracing models. Fully synchronized with *BildStak_updated.pptx*.




Governance & Directory Clearances

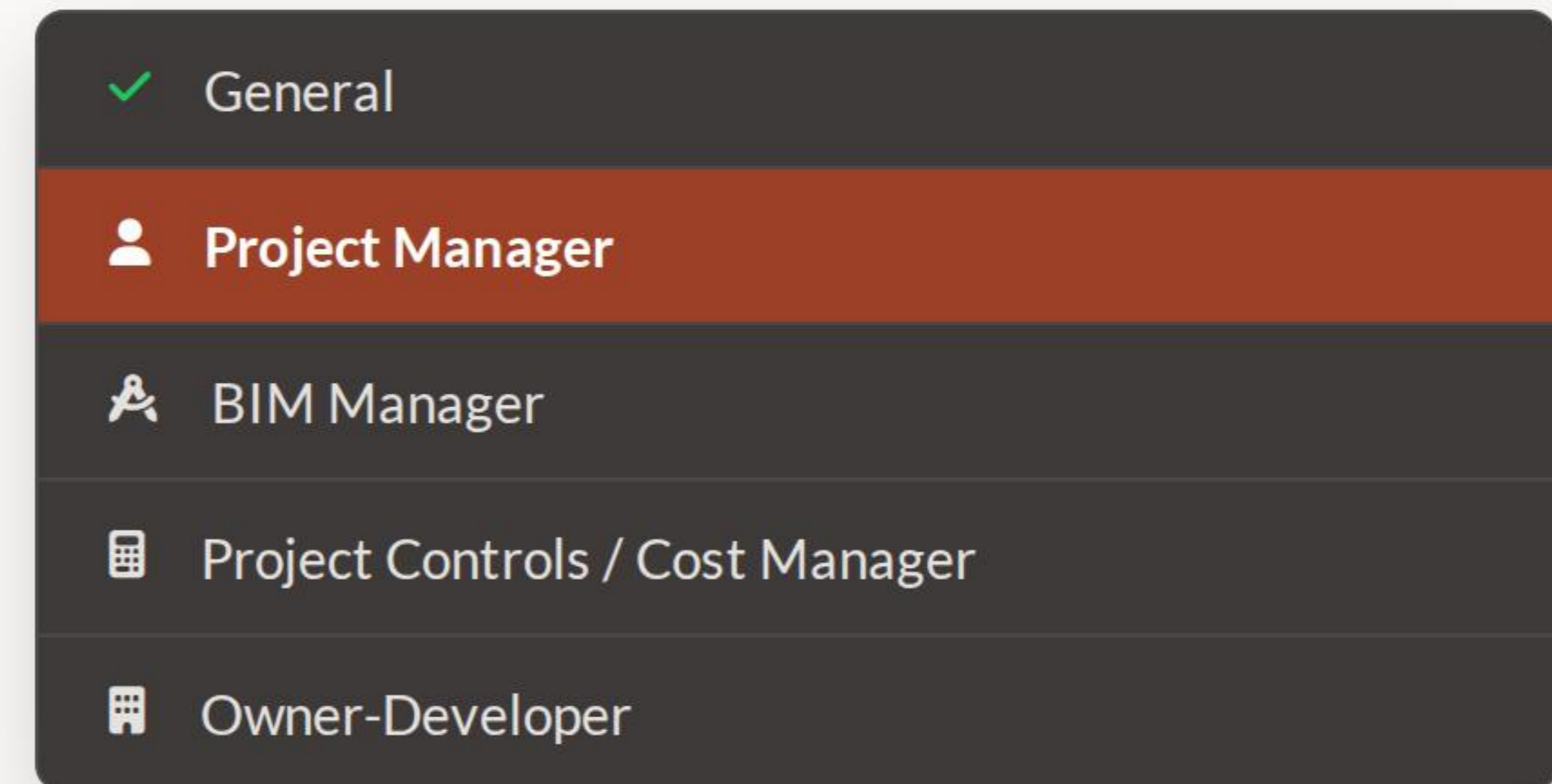
Enforce data segregation, role boundaries, and direct dashboard routing protocols across your entire organizational directory.

REFER TO SCREENSHOT 2026-06-22 AT 4.01.05 PM.PNG





Role-Based Dashboard Routing

Ensure precise internal team alignment across connected systems.

-  **Explicit Role Assignments:** Handpick individual credentials and dashboard accesses for team members to protect sensitive tables.
-  **Targeted Dashboard Routing:** Automatically forward users to custom dashboards displaying their assigned tasks, models, and RFIs.
-  **Complete Custom Selection:** Granularly filter views to support general roles or highly specialized managers simultaneously.



Directory & Team Clearances

Member Name	Organization Role	Custom Dashboard Scope	Write/SQL Permission	Data Scope
Amr El-Masry	Owner-Developer	Executive Portfolio Summary	 Fully Enabled	Global Multi-Project
Sarah Jenkins	Project Controls	Cost-Loaded EVM Tracking	 Override Only	Regional Active Sites
Karim Soliman	BIM Manager	Spatial-Financial Clash Deck	 View Only	Model Coordination
David Miller	QA/QC Lead	Defect & Handover Scoring	 View Only	Submittals & Specifications

REFER TO SCREENSHOT 2026-06-22 AT 4.03.50 PM.PNG

Dynamic UI Widget Construction

Ultimate control over data reporting with quick builders or direct queries.

- Manual Overrides:** Overwrite system-fetched variables manually to address special field situations directly from the builder interface.
- Raw SQL Editor:** Write custom optimized query strings to execute complex database merges directly within the platform.
- AI-Suggested Reports:** Let the query layer inspect your SQLite schemas and automatically suggest layout visualizations.

+ Add Widget STEP-BY-STEP

Stat

Chart

Table

Quick Builder **SQL Editor**

```
SELECT SUM(total_cost) FROM revit_bim_mirror INNER JOIN
sap_ledger_mirror ON revit_bim_mirror.global_id =
sap_ledger_mirror.ifc_id
```

Interactive AI Chat Builder



Saved Prompts

Equip project staff with a shared library of pre-configured templates for lightning-fast recurring weekly cost reviews.



Web Search Sync

Natively scan global indices, local material prices, and legal construction parameters inside the chat panel for contextual reports.



Isolated Builders

Every dynamic query or report is constructed independently in separate sandboxes, avoiding accidental workspace clutter.

REFER TO SCREENSHOT 2026-06-22 AT 4.10.21PM.JPG

Autonomous Analyst Monitor

An intelligent engine that investigates your database to deliver real advice.

- Deep Schema Investigation:** Automatically query SQLite and DuckDB tables behind the scenes.
- Observation & Risk Scoring:** Automatically highlights budget deviations, supply chain bottlenecks, and contract risks.
- Next-Action Playbooks:** Delivers actionable pointers that pinpoint exactly where management should direct its focus.

ANALYST Active Analysis

Data patterns highlight immediate submittals & schedule risk exposures.




The system highlights a 14% lag in concrete test submittal approvals. This is expected to push the main deck timeline back by 9 days unless concrete specs are fast-tracked.

ACTIONABLE PLAN

- Review spec submittal log #4401 in Procore.
- Map batch tickets directly to spatial IFC coordinates.

Governance & Accountability

Full traceability loops designed for rigorous corporate audits.

-  **Comprehensive Audit Logging:** Record every generated natural language query, written SQL override, manual sync request, and profile permission change.
-  **Individualized Member Auditing:** Filter actions by name or profile role to verify who edited specific tables or created specific report widgets.
-  **Data Provenance Loops:** Complete visibility showing whether calculations were sourced from standard ERP records or manual spreadsheet updates.